



# SPRY Strategies

---

## WBOR California Nov 2023

### Survey Results

Prepared by SPRY Strategies

The WBOR California Nov 2023 Survey was conducted by IVR and Online (Text-to-Web) Interviews from November 9 - November 13 among a random sample of 1000 likely general election voters. The survey has a margin of error of +/- 3.1 percentage points. Results are weighted. Some percentages in crosstab reports for this poll may not add to 100% due to rounding.

## Q1 : Registered Voter

Are you 18 years of age and registered to vote in the state of California?

Sample Size: 1,000



### Legend

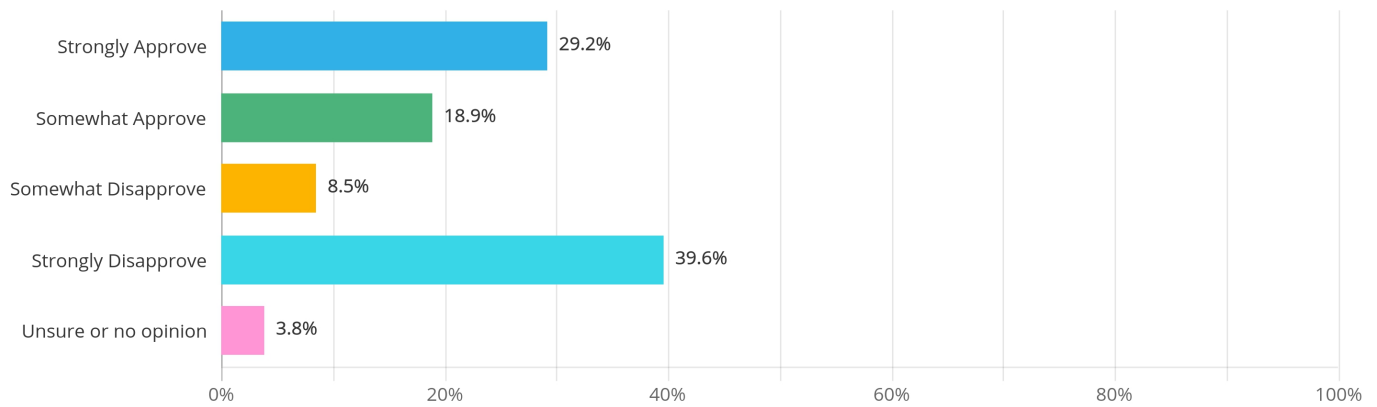
■ Yes

Value	Frequency	Percent
Yes	1,000	100%
<b>Total</b>	<b>1,000</b>	<b>100%</b>

## Q2 : Biden Approval

Do you approve or disapprove of the job Joe Biden is doing as President?

Sample Size: 1,000

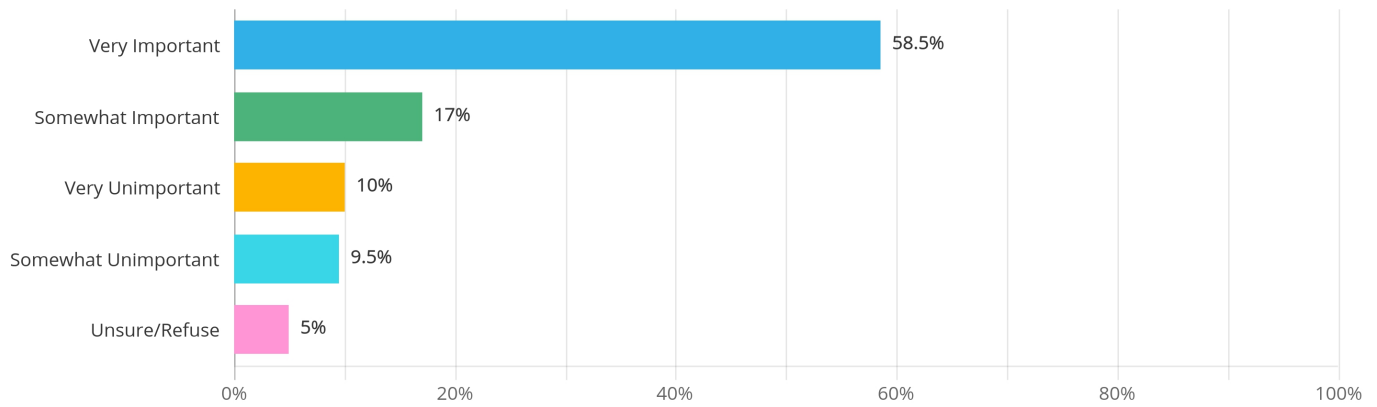


Value	Frequency	Percent
Strongly Approve	292	29.2%
Somewhat Approve	189	18.9%
Somewhat Disapprove	85	8.5%
Strongly Disapprove	396	39.6%
Unsure or no opinion	38	3.8%
<b>Total</b>	<b>1,000</b>	<b>100%</b>

### Q3 : Women's Rights Priority

Since the Supreme Court Dobbs decision to overturn Roe V Wade, many in the US are very concerned about women's rights. How important are women's concerns and rights to you in the 2024 election?

Sample Size: 1,000

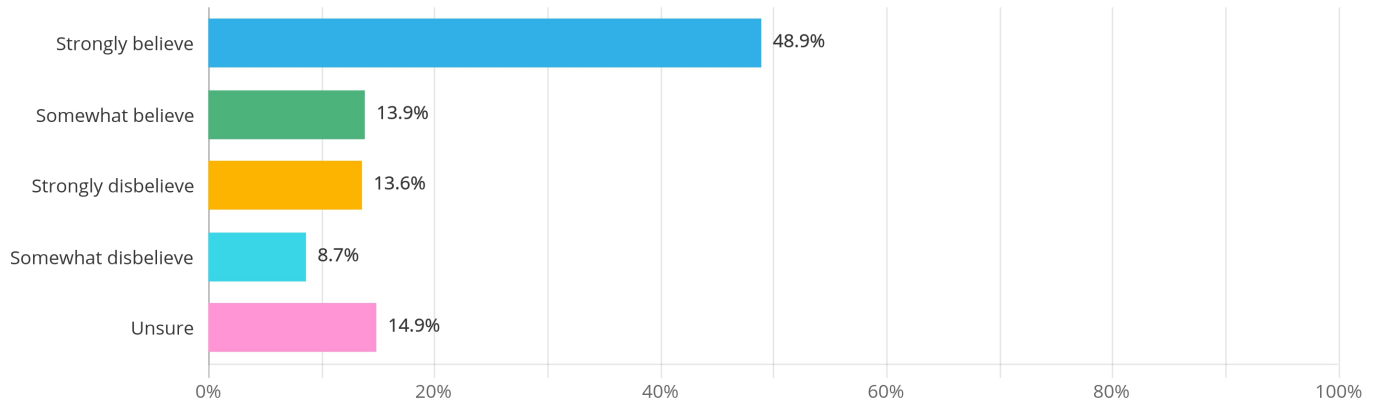


Value	Frequency	Percent
Very Important	585	58.5%
Somewhat Important	170	17%
Very Unimportant	100	10%
Somewhat Unimportant	95	9.5%
Unsure/Refuse	50	5%
<b>Total</b>	<b>1,000</b>	<b>100%</b>

## Q4 : Binary Gender

Do you believe sex is binary, i.e., male or female?

Sample Size: 1,000

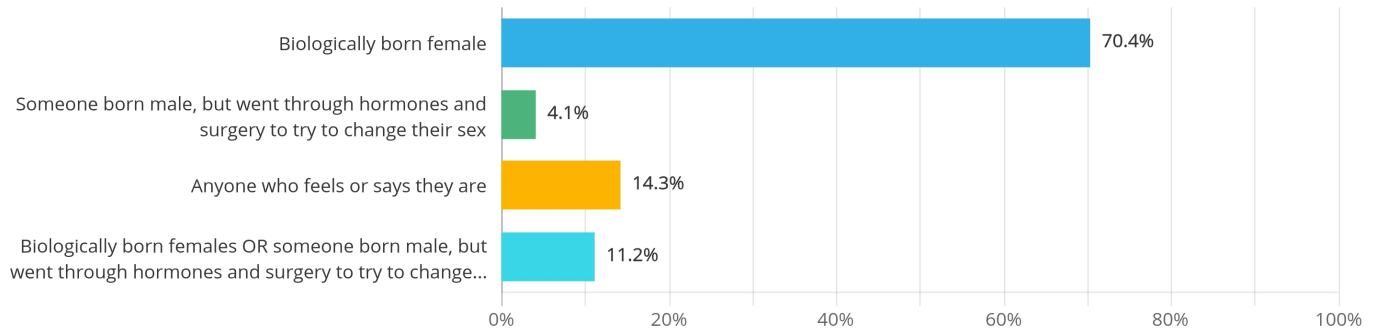


Value	Frequency	Percent
Strongly believe	489	48.9%
Somewhat believe	139	13.9%
Strongly disbelieve	136	13.6%
Somewhat disbelieve	87	8.7%
Unsure	149	14.9%
<b>Total</b>	<b>1,000</b>	<b>100%</b>

## Q5 : Define Woman

What is the definition of a woman?

Sample Size: 1,000

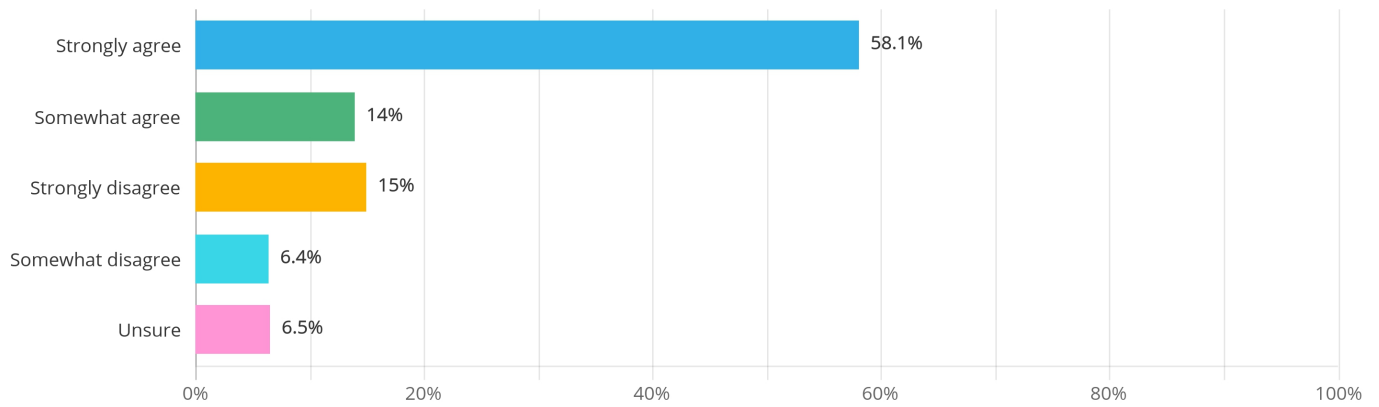


Value	Frequency	Percent
Biologically born female	704	70.4%
Someone born male, but went through hormones and surgery to try to change their sex	41	4.1%
Anyone who feels or says they are	143	14.3%
Biologically born females OR someone born male, but went through hormones and surgery to try to change their sex	112	11.2%
<b>Total</b>	<b>1,000</b>	<b>100%</b>

## Q6 : Parental Notification

A school board voted to notify parents if their child identifies as transgender or the opposite sex. The Attorney General is suing that school district. Do you agree parents should be notified if their child identifies as transgender in school?

Sample Size: 1,000

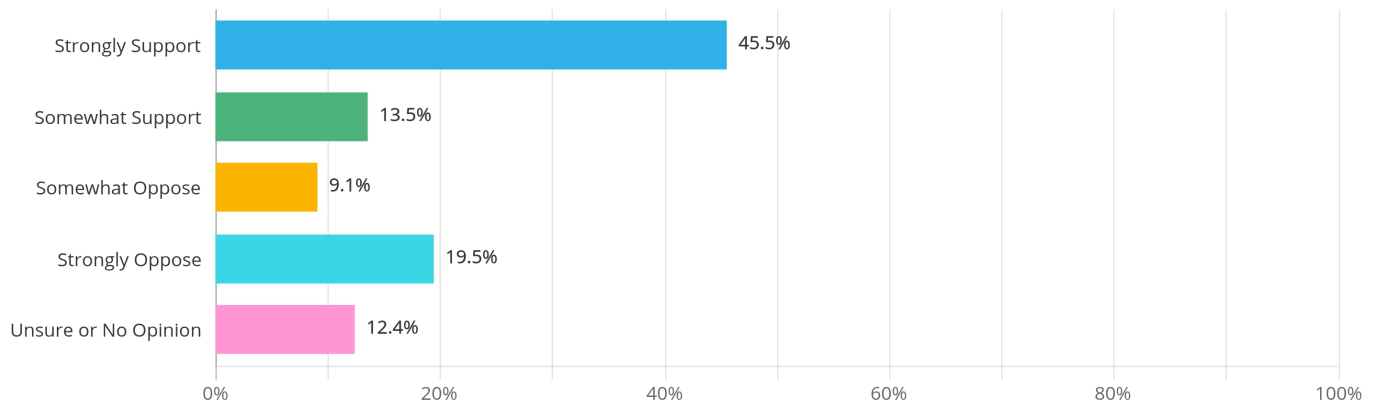


Value	Frequency	Percent
Strongly agree	581	58.1%
Somewhat agree	140	14%
Strongly disagree	150	15%
Somewhat disagree	64	6.4%
Unsure	65	6.5%
<b>Total</b>	<b>1,000</b>	<b>100%</b>

## Q7 : Sports Teams/Facilities

Generally speaking, would you support or oppose legislation that restricts people who are biologically male, but who now identify as women, from playing on girl's sports teams and from sharing facilities that have traditionally been reserved for women?

Sample Size: 1,000



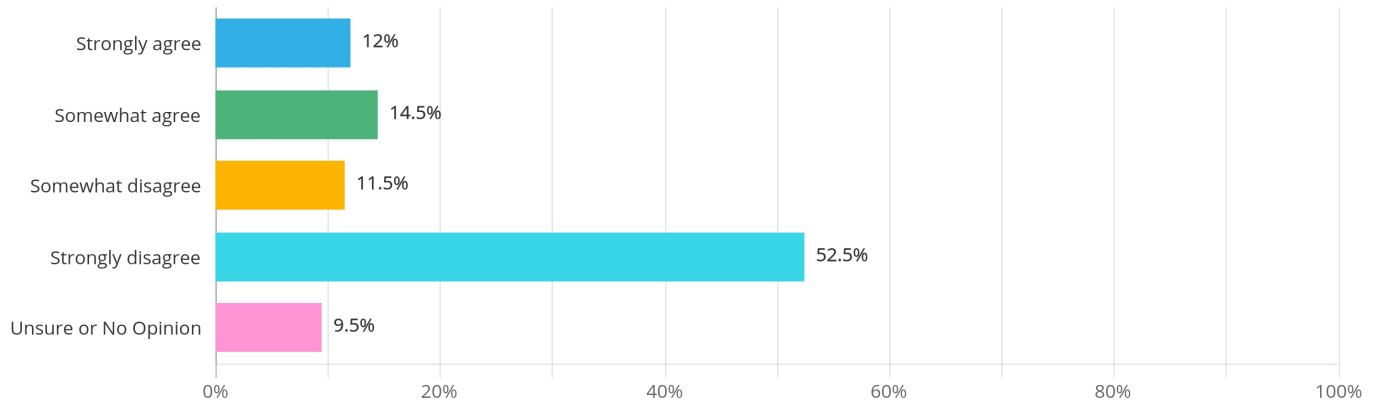
Value	Frequency	Percent
Strongly Support	455	45.5%
Somewhat Support	135	13.5%
Somewhat Oppose	91	9.1%
Strongly Oppose	195	19.5%
Unsure or No Opinion	124	12.4%
<b>Total</b>	<b>1,000</b>	<b>100%</b>



## Q8 : Changing Rooms

A biological male who identifies as female, should be allowed to use female changing rooms where women and girls are changing and/or showering.

Sample Size: 1,000

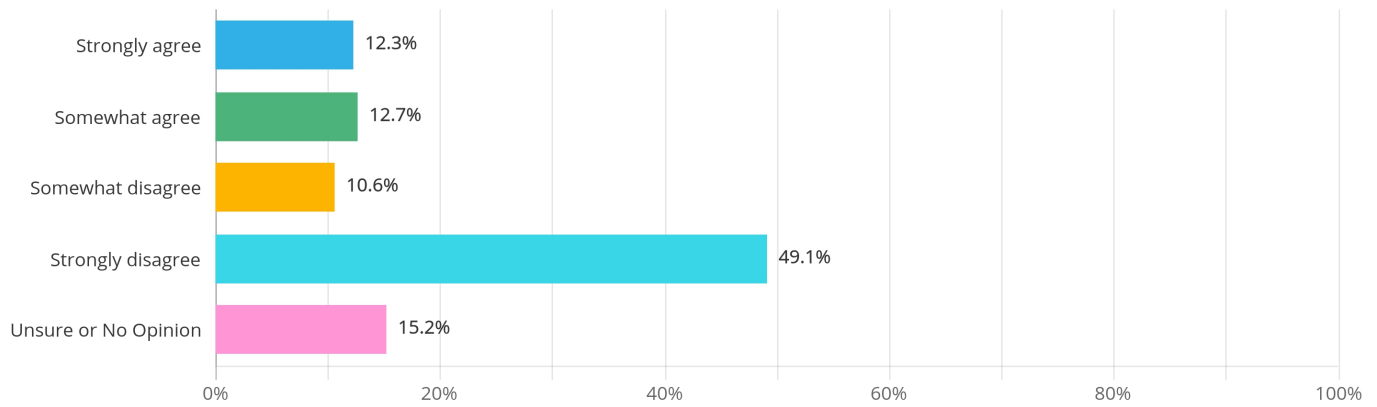


Value	Frequency	Percent
Strongly agree	120	12%
Somewhat agree	145	14.5%
Somewhat disagree	115	11.5%
Strongly disagree	525	52.5%
Unsure or No Opinion	95	9.5%
<b>Total</b>	<b>1,000</b>	<b>100%</b>

## Q9 : Prison Sharing

Someone who is biologically male but identifies as a woman who is sentenced to prison should be able to serve their sentence in a women's prison; i.e, sharing cells and showers with a woman.

Sample Size: 1,000

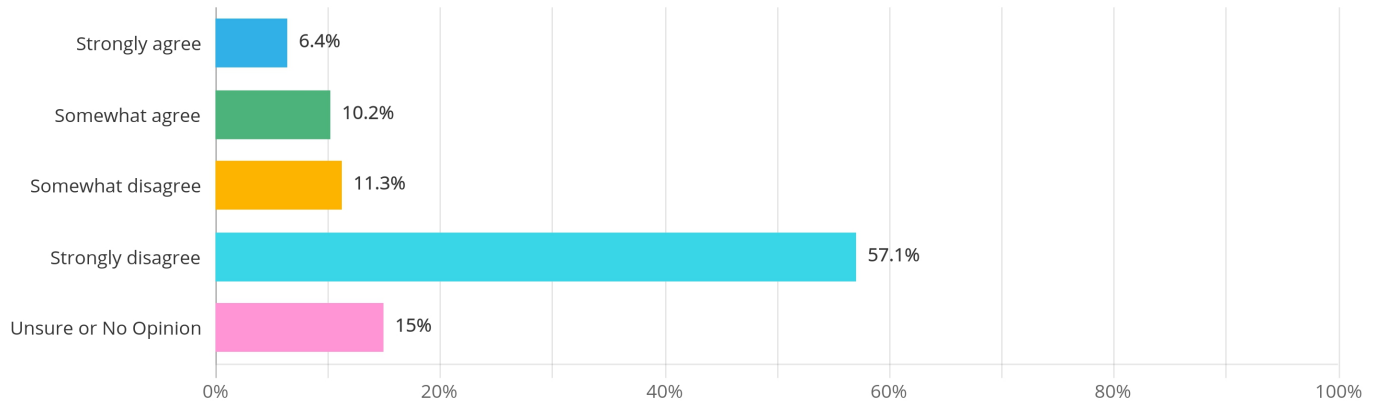


Value	Frequency	Percent
Strongly agree	123	12.3%
Somewhat agree	127	12.7%
Somewhat disagree	106	10.6%
Strongly disagree	491	49.1%
Unsure or No Opinion	152	15.2%
<b>Total</b>	<b>1,000</b>	<b>100%</b>

## Q10 : Domestic Abuse

Biologically male sex offenders or domestic abusers who identify as women or non-binary should be allowed to serve their sentence in a women's prison, and be allowed to share a cell with a woman.

Sample Size: 1,000

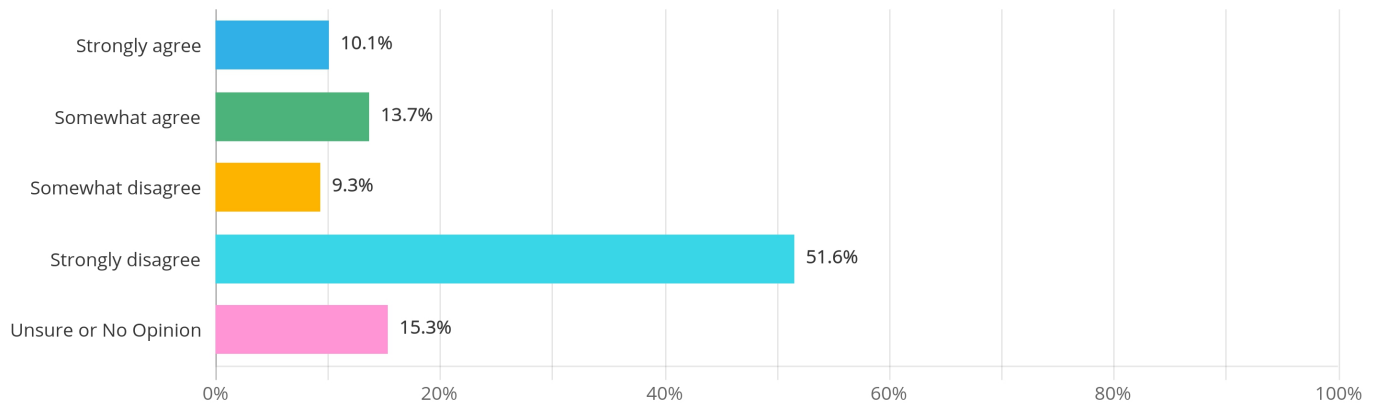


Value	Frequency	Percent
Strongly agree	64	6.4%
Somewhat agree	102	10.2%
Somewhat disagree	113	11.3%
Strongly disagree	571	57.1%
Unsure or No Opinion	150	15%
<b>Total</b>	<b>1,000</b>	<b>100%</b>

## Q11 : Homeless/DV Shelters

A biological male who now identifies a woman should be admitted to women-only homeless or domestic violence shelters where there may be communal sleeping or showering areas.

Sample Size: 1,000

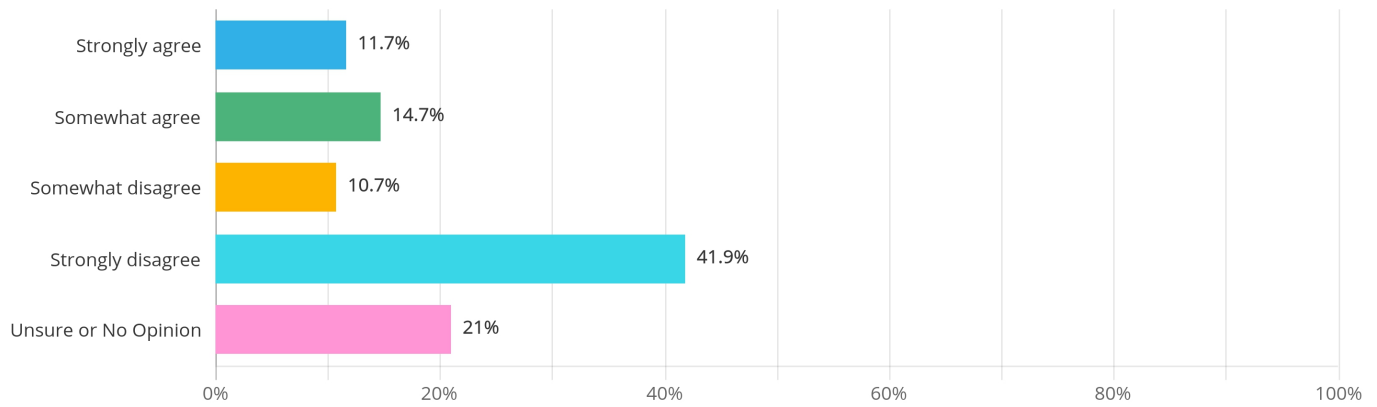


Value	Frequency	Percent
Strongly agree	101	10.1%
Somewhat agree	137	13.7%
Somewhat disagree	93	9.3%
Strongly disagree	516	51.6%
Unsure or No Opinion	153	15.3%
<b>Total</b>	<b>1,000</b>	<b>100%</b>

## Q12 : Healthcare Provider

If women request a female healthcare provider when undergoing intimate medical examinations or procedures, it is acceptable for the facility to assign a doctor or nurse that was born male but identifies as a female.

Sample Size: 1,000

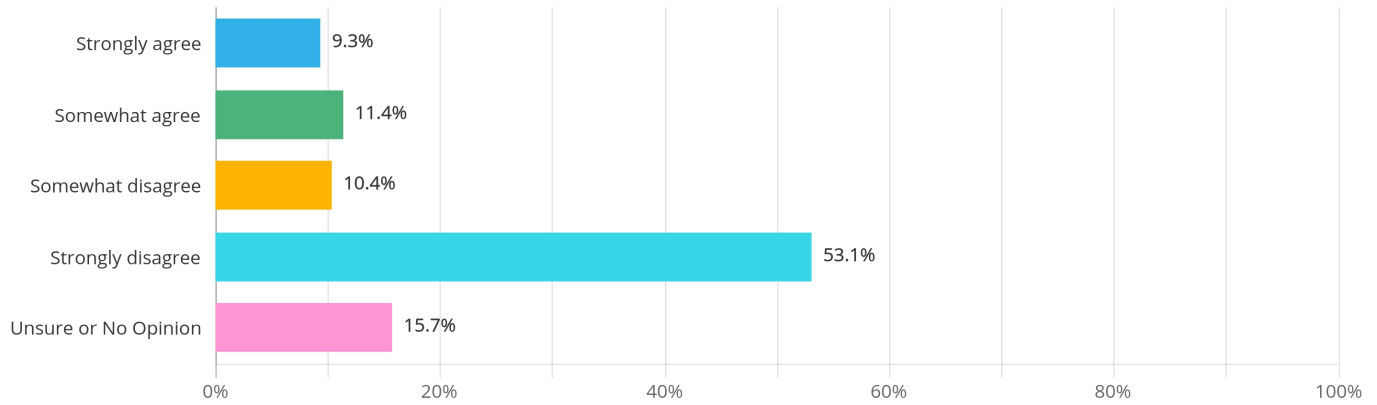


Value	Frequency	Percent
Strongly agree	117	11.7%
Somewhat agree	147	14.7%
Somewhat disagree	107	10.7%
Strongly disagree	419	41.9%
Unsure or No Opinion	210	21%
<b>Total</b>	<b>1,000</b>	<b>100%</b>

### Q13 : Child Medication/Surgeries

Do you agree or disagree that children who say they identify as transgender should be allowed to undergo surgeries to try to change them to the opposite sex or take off-label medications and hormones?

Sample Size: 1,000

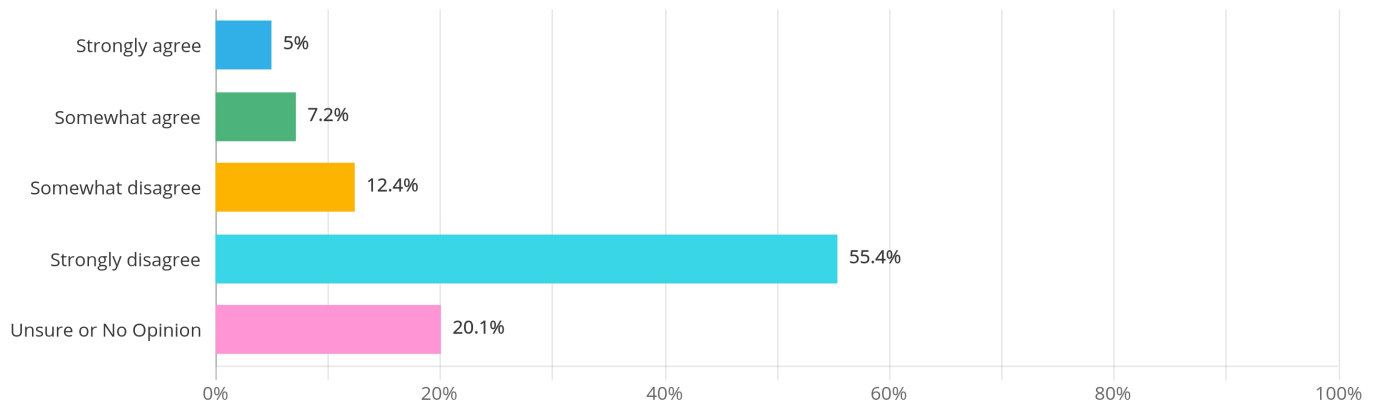


Value	Frequency	Percent
Strongly agree	93	9.3%
Somewhat agree	114	11.4%
Somewhat disagree	104	10.4%
Strongly disagree	531	53.1%
Unsure or No Opinion	157	15.7%
<b>Total</b>	<b>1,000</b>	<b>100%</b>

## Q14 : Custody Rights

Do you agree or disagree that parents should lose custody for refusing to allow children to undergo surgeries to try to become the opposite sex or take off-label medications and hormones?

Sample Size: 1,000

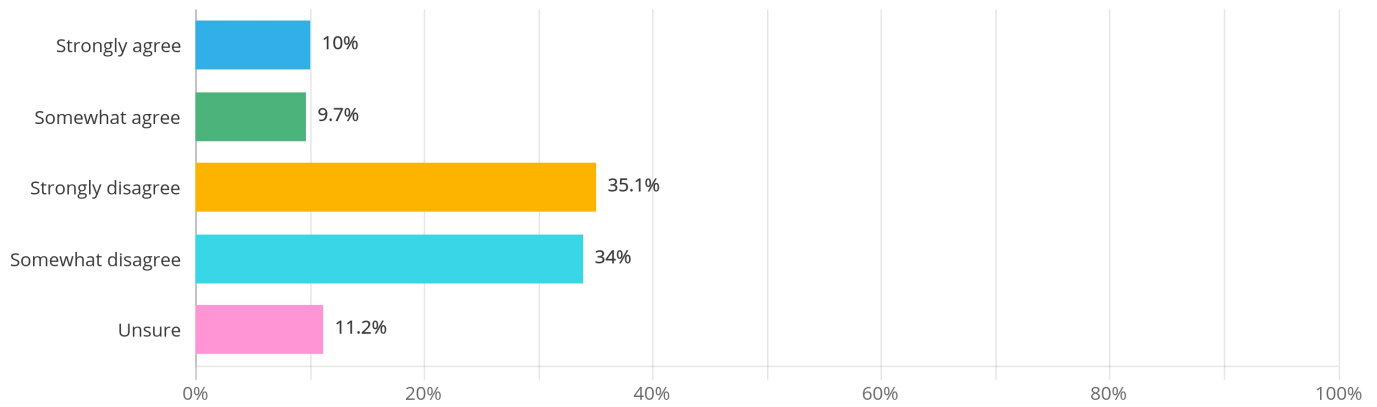


Value	Frequency	Percent
Strongly agree	50	5%
Somewhat agree	72	7.2%
Somewhat disagree	124	12.4%
Strongly disagree	554	55.4%
Unsure or No Opinion	201	20.1%
<b>Total</b>	<b>1,000</b>	<b>100%</b>

## Q15 : Pronouns in School

Do you agree or disagree that children should be encouraged to explore their gender, decide their gender for themselves and identify their pronouns as early as kindergarten?

Sample Size: 1,000



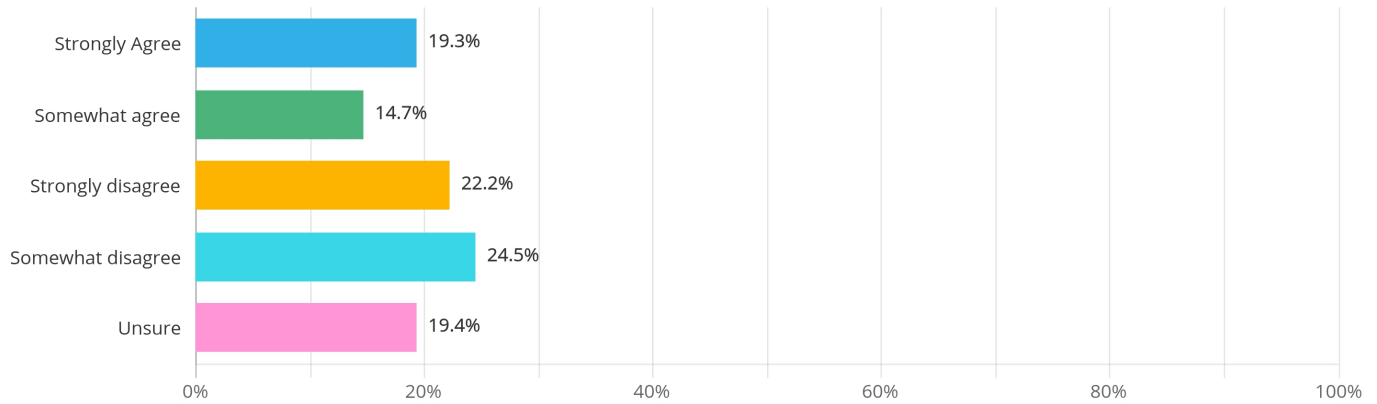
Value	Frequency	Percent
Strongly agree	100	10%
Somewhat agree	97	9.7%
Strongly disagree	351	35.1%
Somewhat disagree	340	34%
Unsure	112	11.2%
<b>Total</b>	<b>1,000</b>	<b>100%</b>



## Q16 : Employee Pronouns

Should employees be required to use preferred pronouns such as she/her, he/him, they/them, as opposed to the biological gender assigned to their sex?

Sample Size: 1,000

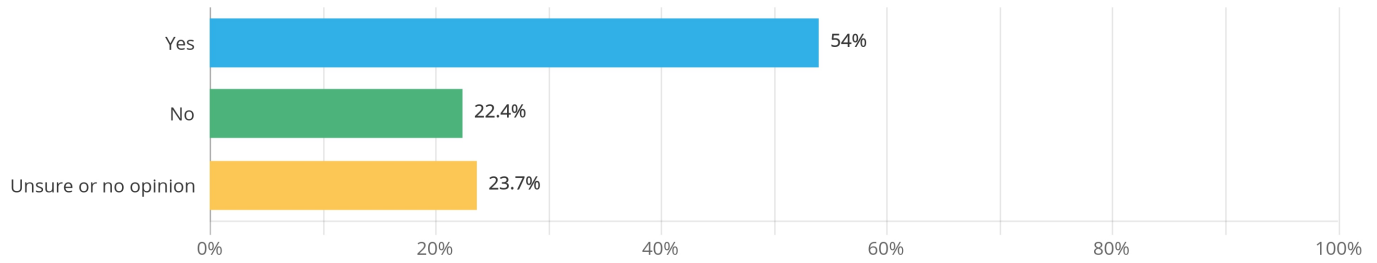


Value	Frequency	Percent
Strongly Agree	193	19.3%
Somewhat agree	147	14.7%
Strongly disagree	222	22.2%
Somewhat disagree	245	24.5%
Unsure	194	19.4%
<b>Total</b>	<b>1,000</b>	<b>100%</b>

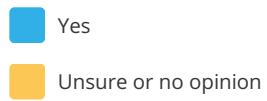
## Q17 : Women Defined by Law

Do you feel the word 'woman' needs to be defined in law to protect women's rights?

Sample Size: 1,000



### Legend

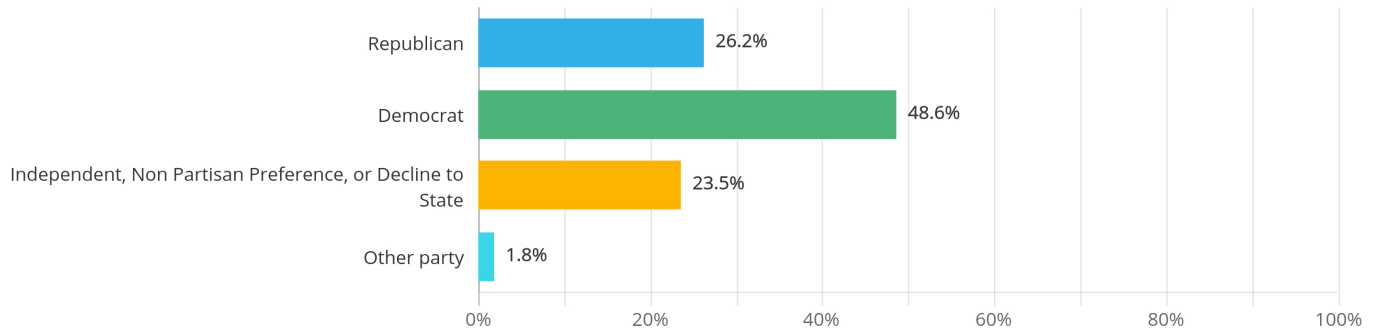


Value	Frequency	Percent
Yes	540	54%
No	224	22.4%
Unsure or no opinion	237	23.7%
<b>Total</b>	<b>1,000</b>	<b>100%</b>

## Q18 : Party

Are you a registered Republican, Democrat or Independent?

Sample Size: 1,000

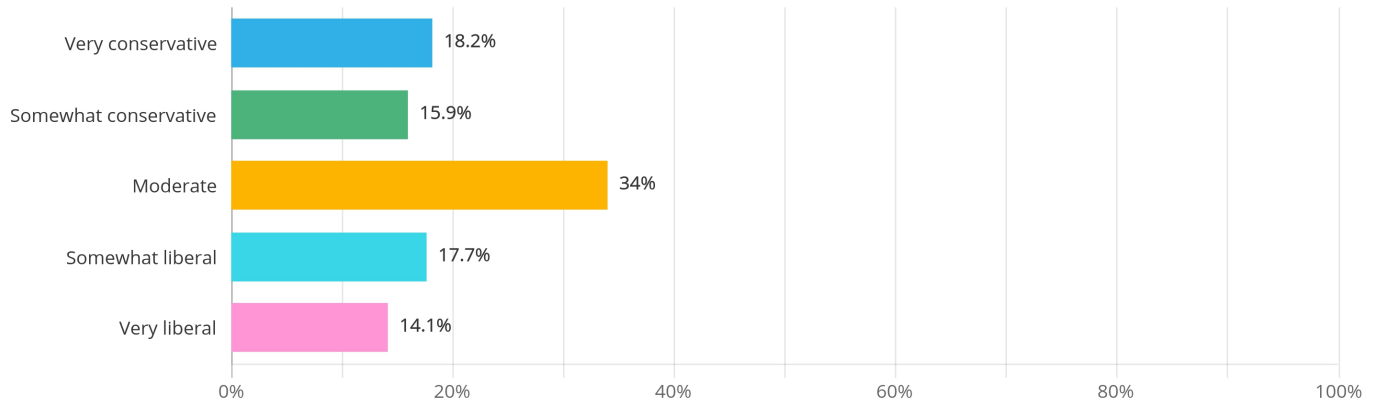


Value	Frequency	Percent
Republican	262	26.2%
Democrat	486	48.6%
Independent, Non Partisan Preference, or Decline to State	235	23.5%
Other party	18	1.8%
<b>Total</b>	<b>1,000</b>	<b>100%</b>

## Q19 : Ideology

What is your political ideology?

Sample Size: 1,000

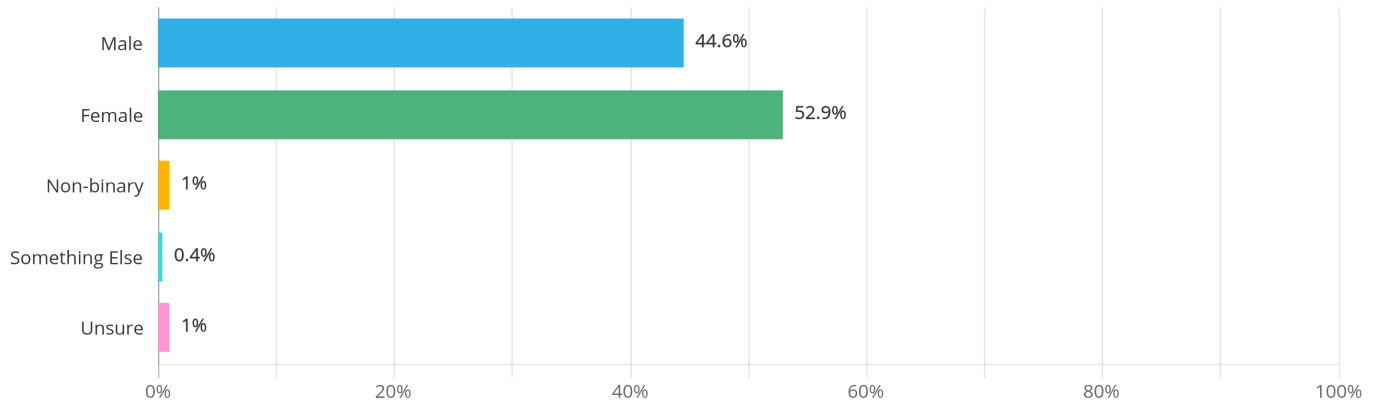


Value	Frequency	Percent
Very conservative	182	18.2%
Somewhat conservative	159	15.9%
Moderate	340	34%
Somewhat liberal	177	17.7%
Very liberal	141	14.1%
<b>Total</b>	<b>1,000</b>	<b>100%</b>

## Q20 : Gender

What is your gender?

Sample Size: 1,000

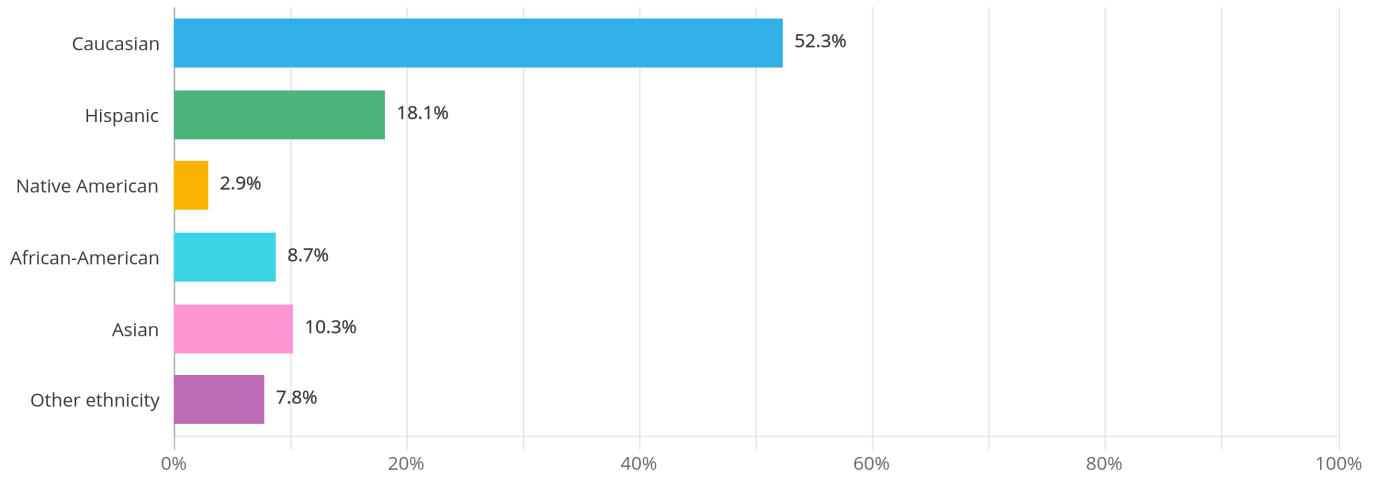


Value	Frequency	Percent
Male	446	44.6%
Female	529	52.9%
Non-binary	10	1%
Something Else	4	0.4%
Unsure	10	1%
<b>Total</b>	<b>1,000</b>	<b>100%</b>

## Q21 : Ethnicity

What is your ethnicity? Are you...

Sample Size: 1,000

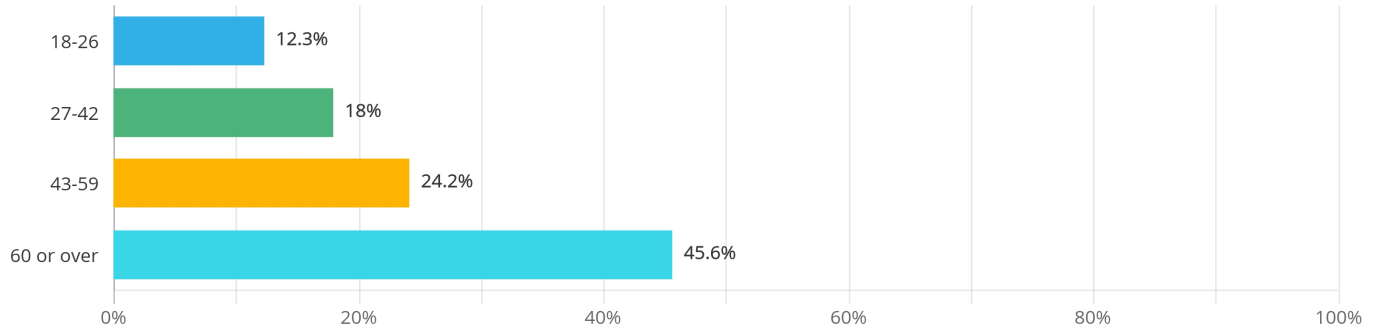


Value	Frequency	Percent
Caucasian	523	52.3%
Hispanic	181	18.1%
Native American	29	2.9%
African-American	87	8.7%
Asian	103	10.3%
Other ethnicity	78	7.8%
<b>Total</b>	<b>1,000</b>	<b>100%</b>

## Q22 : Age

What is your age? Are you...

Sample Size: 1,000

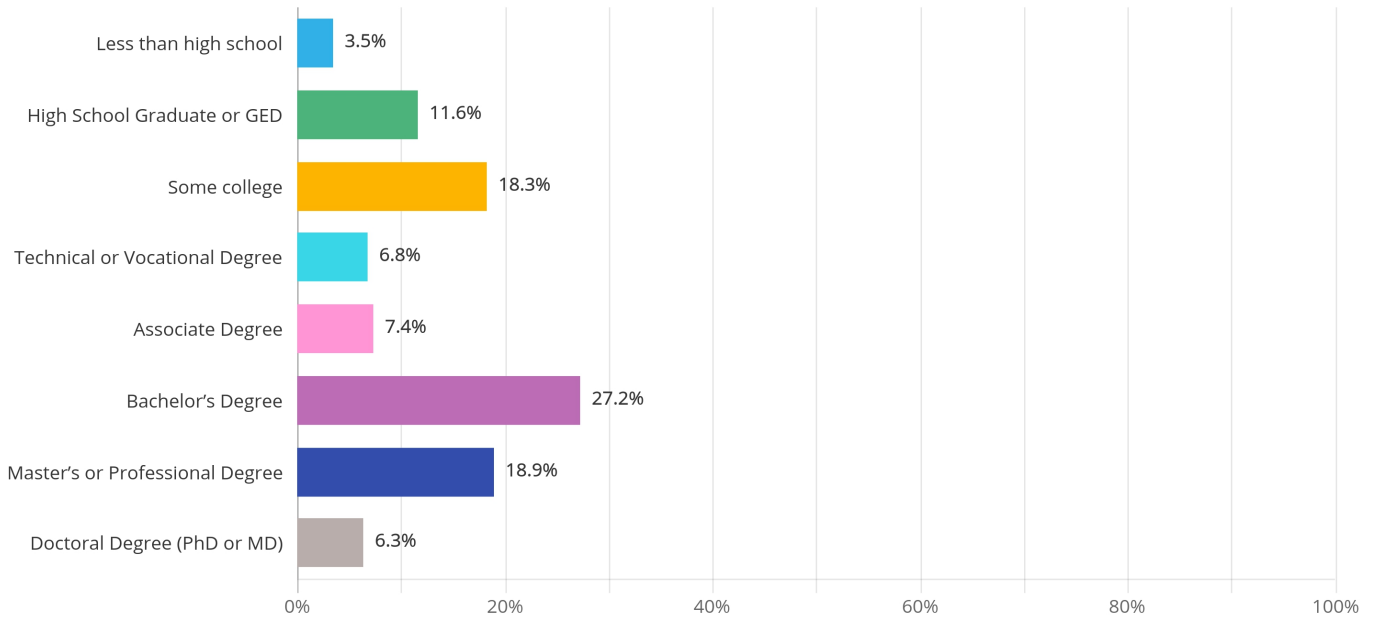


Value	Frequency	Percent
18-26	123	12.3%
27-42	180	18%
43-59	242	24.2%
60 or over	456	45.6%
<b>Total</b>	<b>1,000</b>	<b>100%</b>

## Q23 : Education

What is your highest level of education?

Sample Size: 1,000



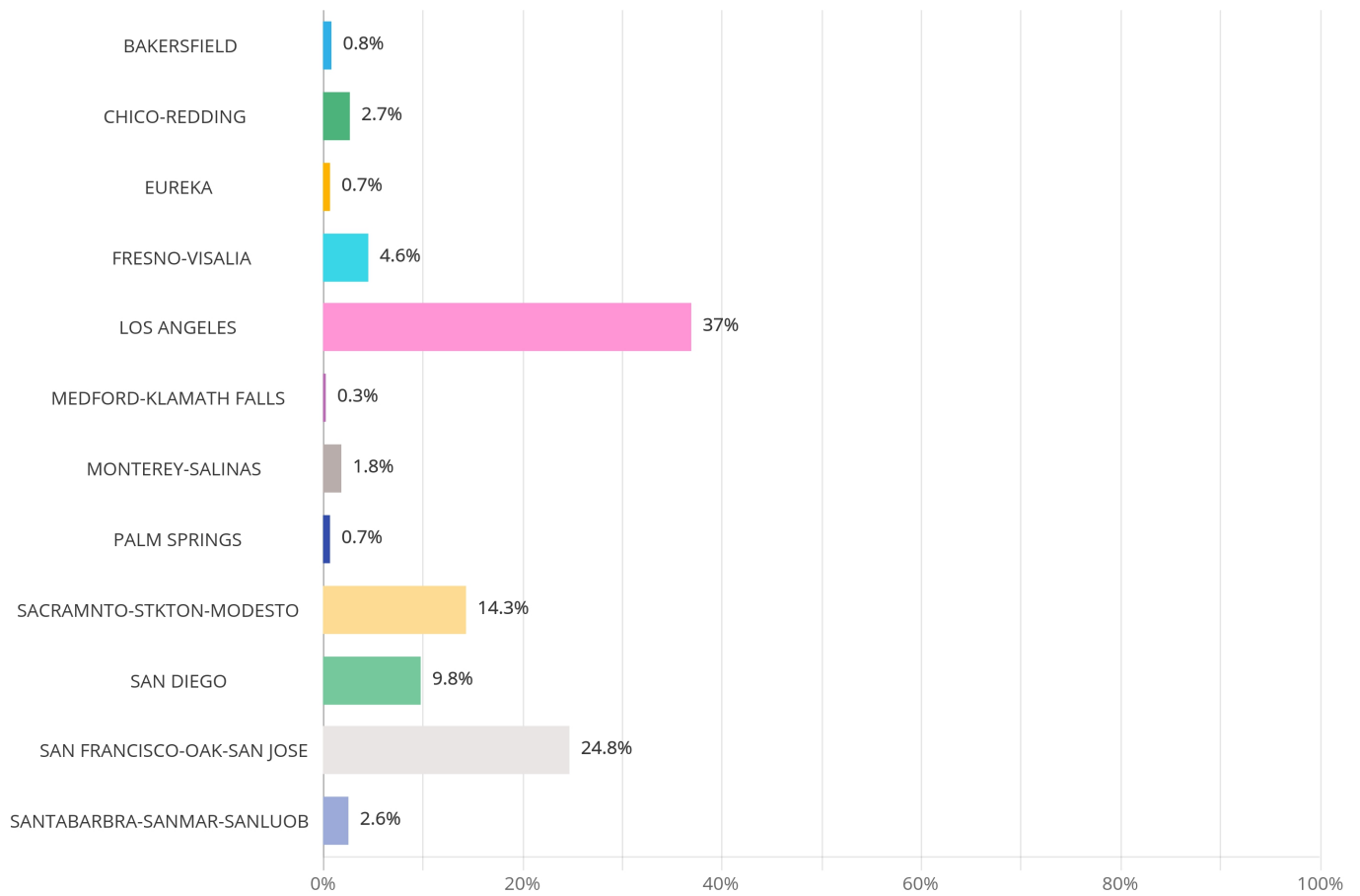
Value	Frequency	Percent
Less than high school	35	3.5%
High School Graduate or GED	116	11.6%
Some college	183	18.3%
Technical or Vocational Degree	68	6.8%
Associate Degree	74	7.4%
Bachelor's Degree	272	27.2%
Master's or Professional Degree	189	18.9%
Doctoral Degree (PhD or MD)	63	6.3%
<b>Total</b>	<b>1,000</b>	<b>100%</b>



# Q24 : DMA

DMA

Sample Size: 997



Value	Frequency	Percent
BAKERSFIELD	8	0.8%
CHICO-REDDING	27	2.7%
EUREKA	6	0.7%
FRESNO-VISALIA	45	4.6%
LOS ANGELES	369	37%
MEDFORD-KLAMATH FALLS	3	0.3%
MONTEREY-SALINAS	18	1.8%
PALM SPRINGS	7	0.7%
SACRAMNTO-STKTON-MODESTO	142	14.3%
SAN DIEGO	98	9.8%
SAN FRANCISCO-OAK-SAN JOSE	248	24.8%
SANTABARBRA-SANMAR-SANLUOB	26	2.6%
<b>Total</b>	<b>997</b>	<b>100%</b>