



SPRY Strategies

Statewide Idaho 8.25.20

Survey Results • 08.29.2020 - 09.01.2020

Performed by SPRY Strategies

The Idaho Statewide Survey was conducted by IVR and Online Mobile Interviews from August 29 - September 01 among a random sample of 600 likely voters. The survey has a margin of error of +/- 4.0 percentage points. Results are weighted. Some percentages in crosstab reports for this poll may not add to 100% due to rounding.

Q1: Voter Screen

Are you 18 years of age and registered to vote in the state of Idaho?

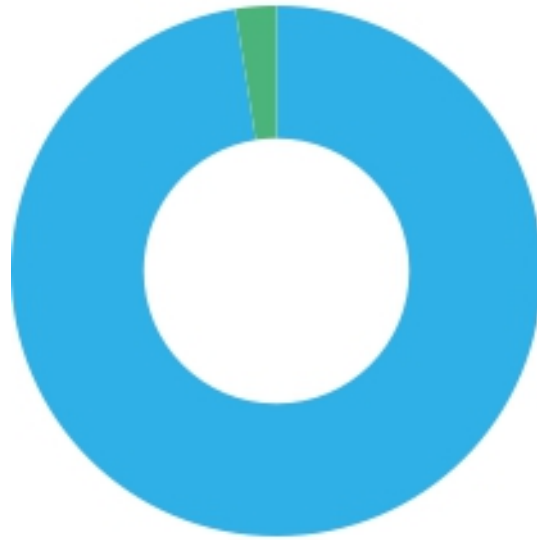


■ Yes

Value	Frequency	Percent
Yes	600	100%
Total	600	100%

Q2: Vote Likelihood

How likely are you to vote in the November 3rd General Election in Idaho?

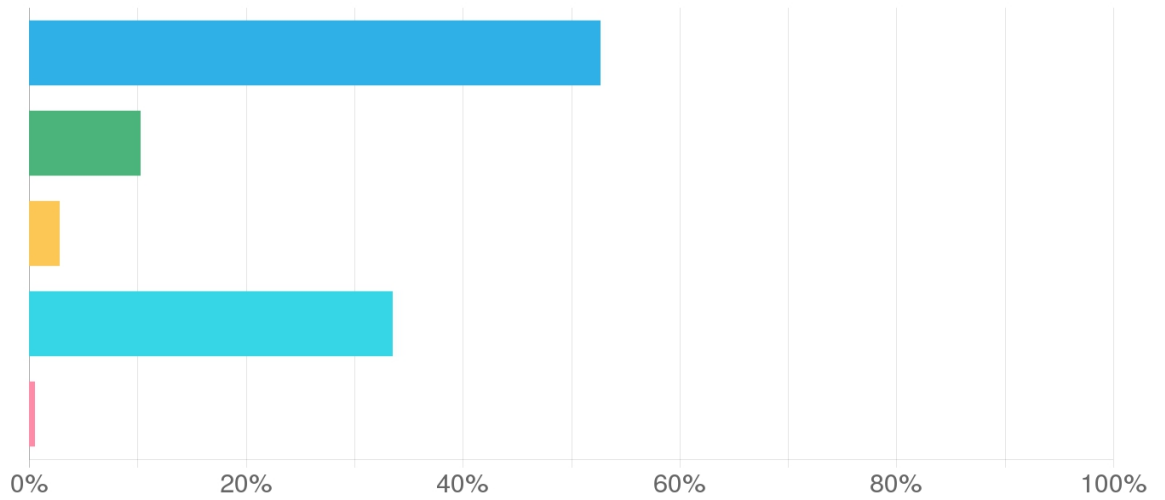


■ Extremely Likely ■ Somewhat Likely

Value	Frequency	Percent
Extremely Likely	585	97.53%
Somewhat Likely	15	2.47%
Total	600	100%

Q3: Trump Approval

How would you rate the job Donald Trump is doing as President?

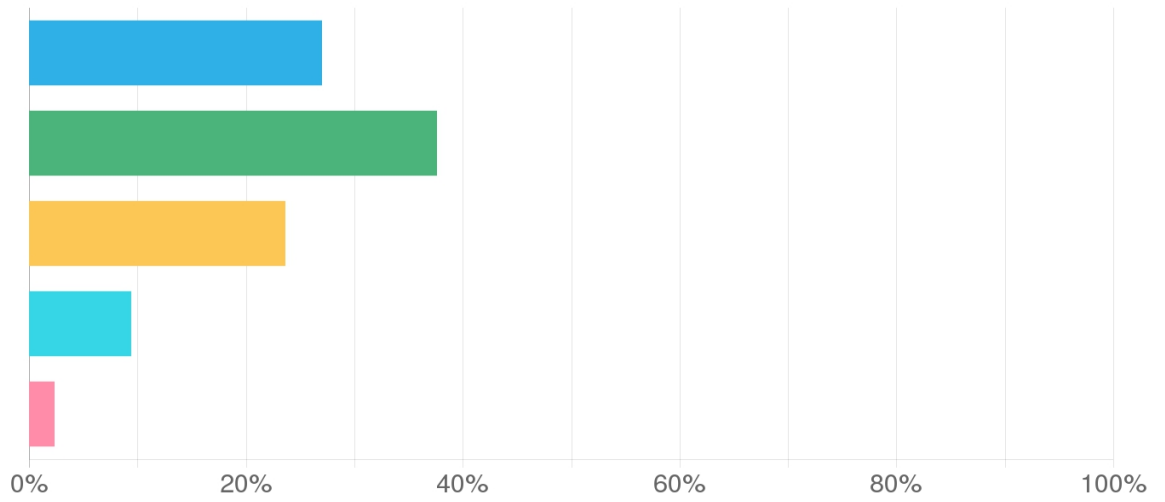


■ Strongly approve ■ Somewhat approve ■ Somewhat disapprove ■ Strongly disapprove
■ Unsure or no opinion

Value	Frequency	Percent
Strongly approve	316	52.74%
Somewhat approve	62	10.33%
Somewhat disapprove	17	2.85%
Strongly disapprove	201	33.56%
Unsure or no opinion	3	0.52%
Total	600	100%

Q4: Little Approval

How would you rate the job Brad Little is doing as Governor?

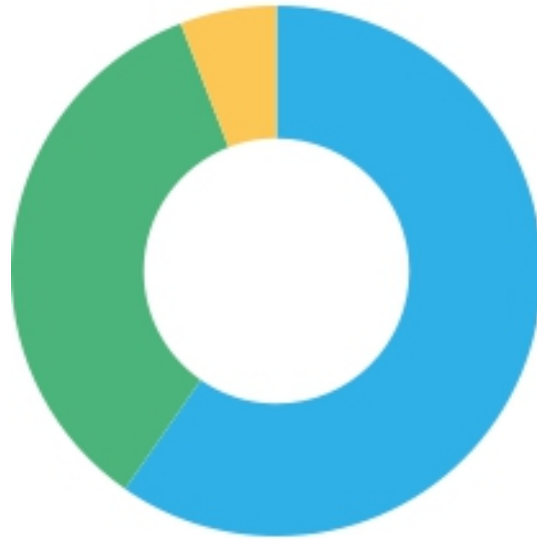


■ Strongly approve ■ Somewhat approve ■ Somewhat disapprove ■ Strongly disapprove
■ Unsure or no opinion

Value	Frequency	Percent
Strongly approve	162	27.01%
Somewhat approve	226	37.6%
Somewhat disapprove	142	23.63%
Strongly disapprove	56	9.41%
Unsure or no opinion	14	2.34%
Total	600	100%

Q5: Presidential Ballot

If the November 3rd General Election for the President of the United States was being held today and the candidates were Republican Donald Trump and Democrat Joe Biden for which candidate would you vote?

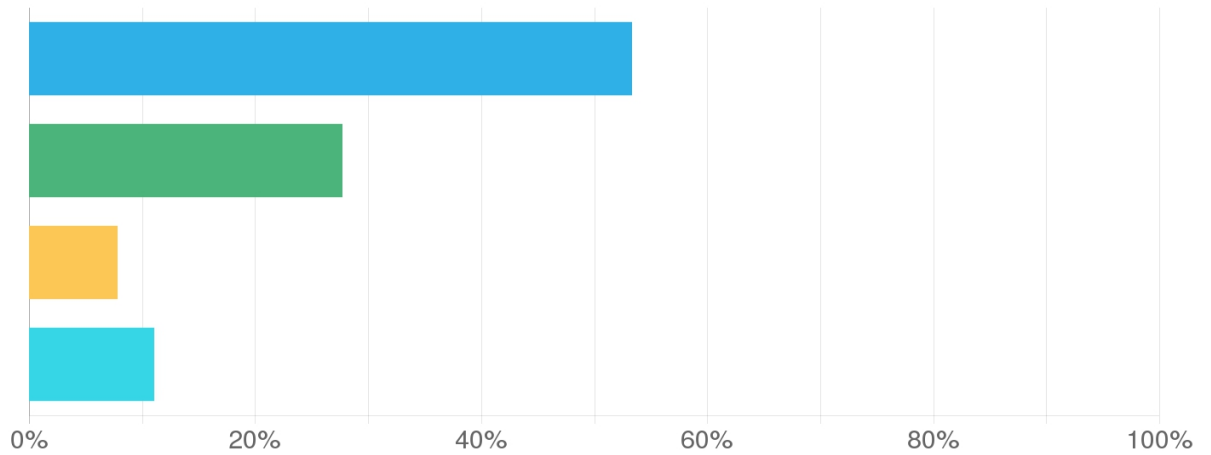


■ Donald Trump ■ Joe Biden ■ Undecided

Value	Frequency	Percent
Donald Trump	358	59.66%
Joe Biden	207	34.48%
Undecided	35	5.87%
Total	600	100%

Q6: US Senator Ballot

If the November 3rd General Election for United States Senator was being held today and the candidates were Republican Jim Risch, Democrat Paulette Jordan, and another candidate – for which candidate would you vote?

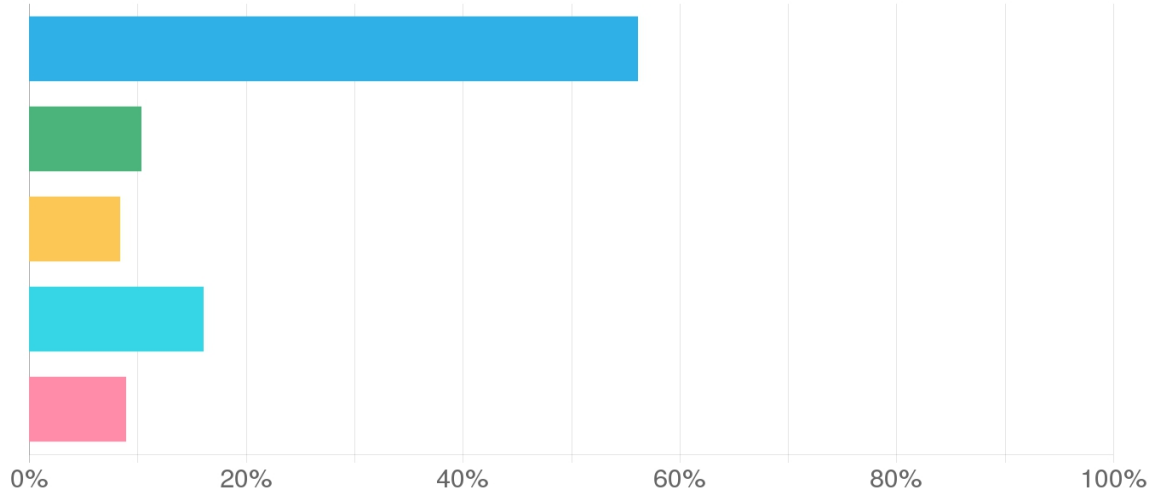


■ Jim Risch ■ Paulette Jordan ■ Another candidate ■ Undecided

Value	Frequency	Percent
Jim Risch	320	53.36%
Paulette Jordan	166	27.72%
Another candidate	47	7.85%
Undecided	66	11.07%
Total	600	100%

Q7: House Bill 500

On March 30, 2020, Governor Brad Little signed House Bill 500 that requires all student athletes, including those who identify as transgender, to compete on sports teams in public school and university settings according to their sex. Under this law, a boy who wants to identify as a girl must still play sports with other boys. Generally speaking, do you strongly approve, somewhat approve, somewhat disapprove or strongly disapprove or don't know enough to say about this legislation?

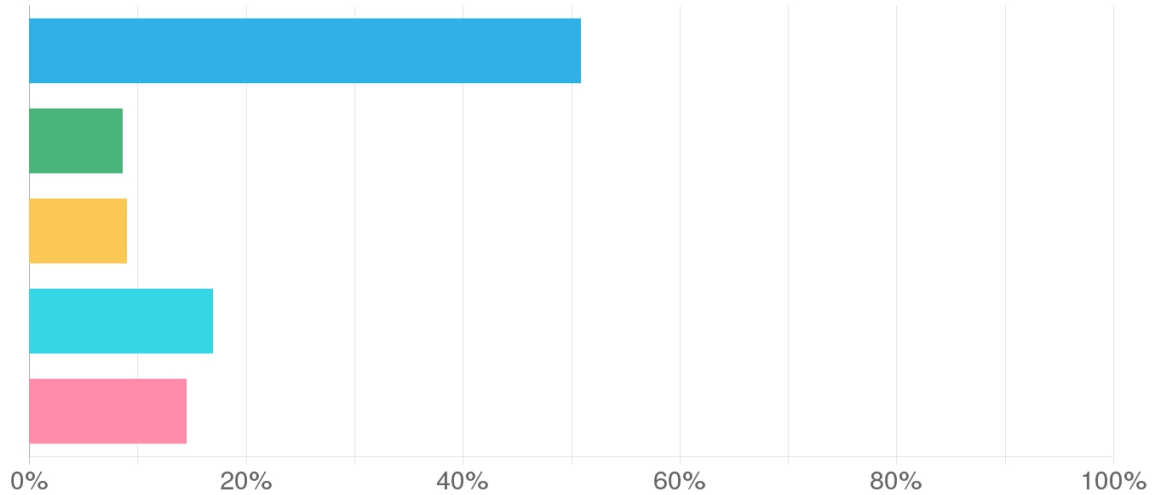


■ Strongly approve ■ Somewhat approve ■ Somewhat disapprove ■ Strongly disapprove
■ Unsure or No Opinion

Value	Frequency	Percent
Strongly approve	337	56.17%
Somewhat approve	62	10.34%
Somewhat disapprove	51	8.44%
Strongly disapprove	96	16.08%
Unsure or No Opinion	54	8.97%
Total	600	100%

Q8: House Bill 509

On the same day, Governor Brad Little signed House Bill 509 which bars individuals from changing the sex marker on their birth certificate on the basis of gender identity. The courts have sent mixed messages about the legal impact of such changes. Generally speaking, do you strongly approve, somewhat approve, somewhat disapprove, strongly disapprove or don't know enough to say about this legislation?

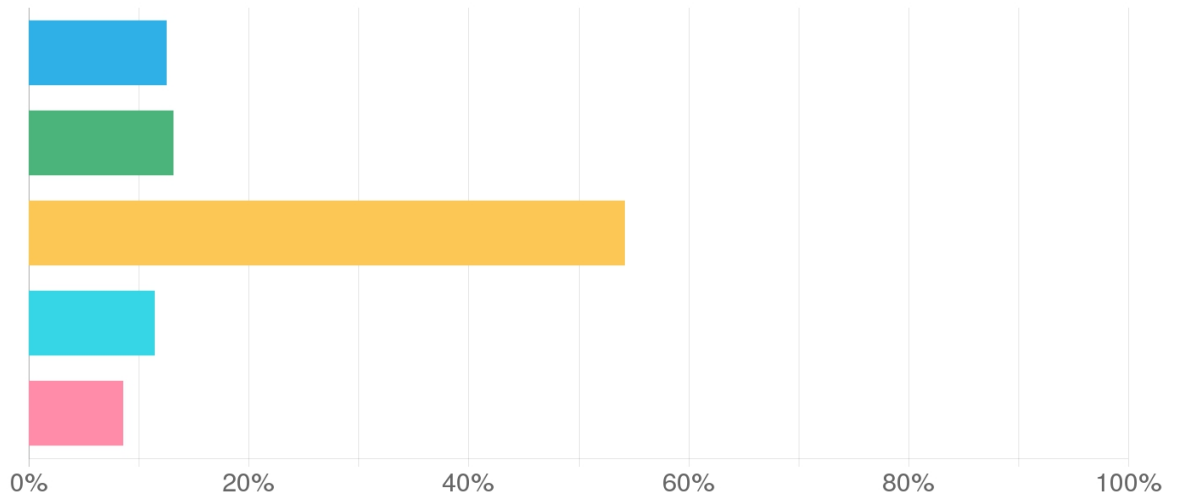


■ Strongly approve ■ Somewhat approve ■ Somewhat disapprove ■ Strongly disapprove
■ Unsure or No Opinion

Value	Frequency	Percent
Strongly approve	305	50.91%
Somewhat approve	52	8.62%
Somewhat disapprove	54	9%
Strongly disapprove	102	16.95%
Unsure or No Opinion	87	14.51%
Total	600	100%

Q9: Female Changing Rooms

Do you agree or disagree with the following statement: "Someone who was born male but identifies as a woman should be allowed to use female changing rooms where women and girls are changing and/or showering."

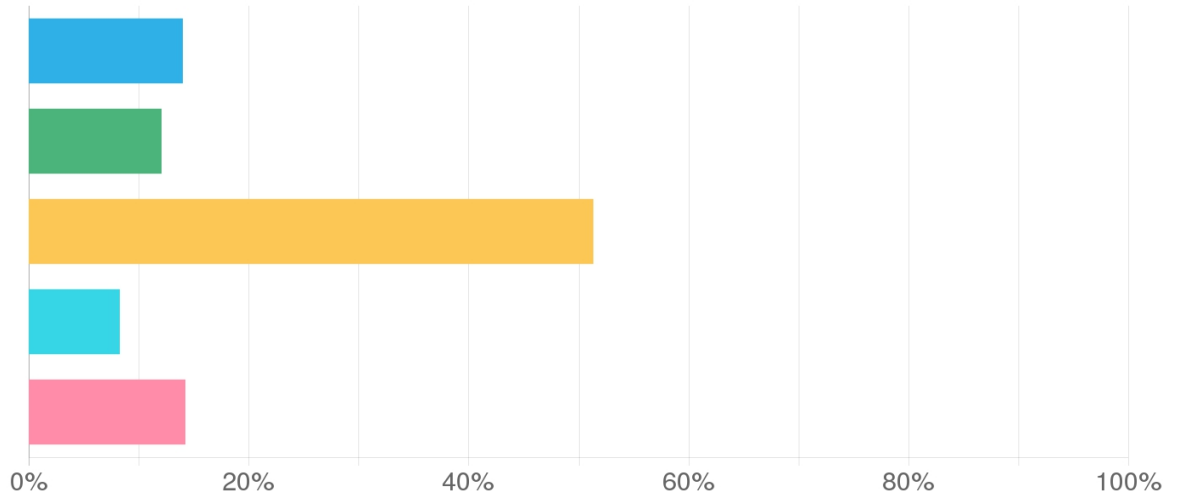


■ Strongly agree
 ■ Somewhat agree
 ■ Strongly disagree
 ■ Somewhat disagree
 ■ Unsure or no opinion

Value	Frequency	Percent
Strongly agree	75	12.56%
Somewhat agree	79	13.16%
Strongly disagree	325	54.21%
Somewhat disagree	69	11.5%
Unsure or no opinion	51	8.57%
Total	600	100%

Q10: Women's Prison

Do you agree or disagree with the following statement: "Someone who was born male but identifies as a woman commits a crime and is sentenced to prison should serve their sentence in a women's prison."

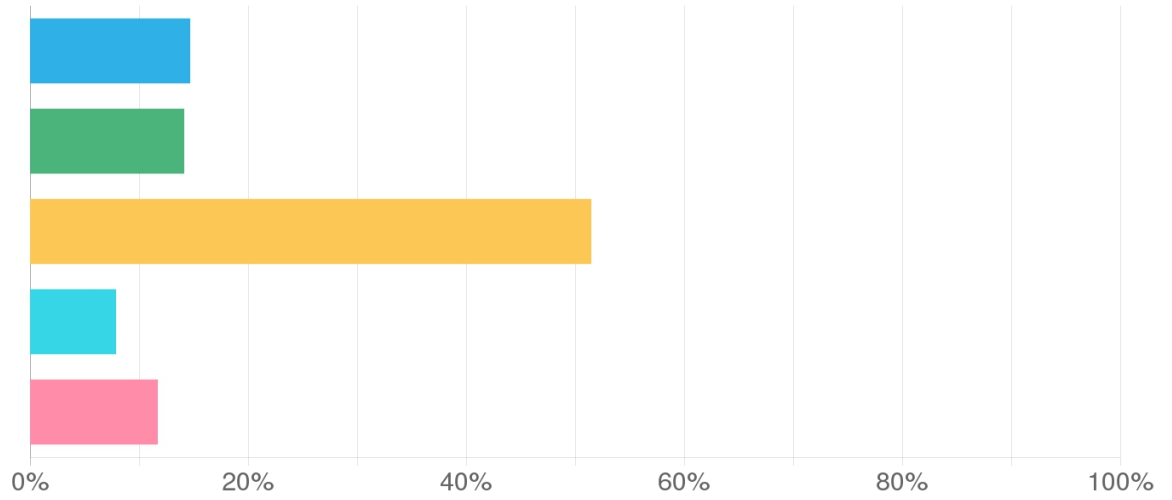


■ Strongly agree
 ■ Somewhat agree
 ■ Strongly disagree
 ■ Somewhat disagree
 ■ Unsure or no opinion

Value	Frequency	Percent
Strongly agree	84	14.03%
Somewhat agree	73	12.1%
Strongly disagree	308	51.32%
Somewhat disagree	50	8.31%
Unsure or no opinion	85	14.23%
Total	600	100%

Q11: Homeless and Domestic Violence Shelters

Do you agree or disagree with the following statement: "Someone who was born male but identifies as a woman should be admitted to women-only homeless or domestic violence shelters."

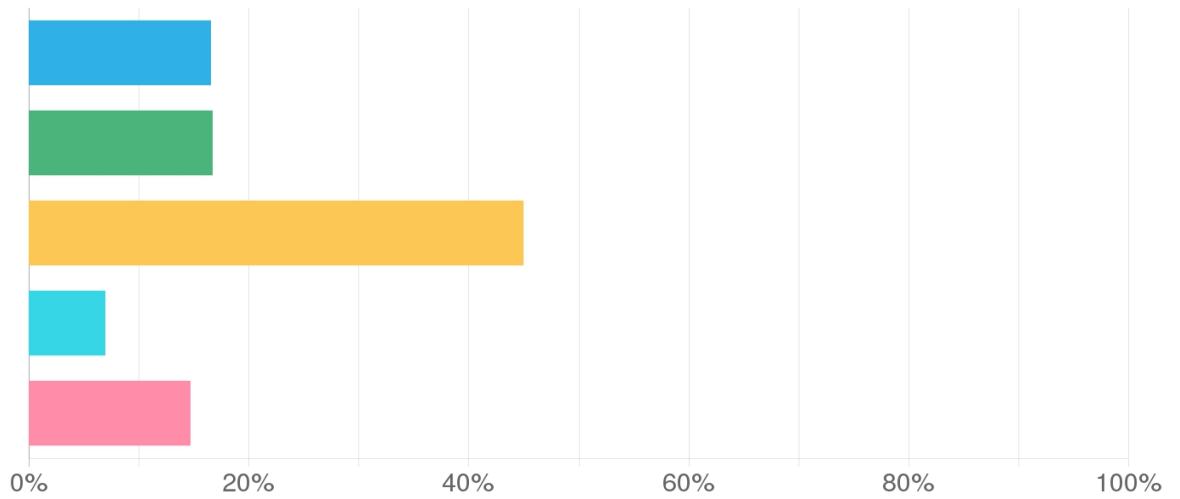


■ Strongly agree
 ■ Somewhat agree
 ■ Strongly disagree
 ■ Somewhat disagree
 ■ Unsure or No Opinion

Value	Frequency	Percent
Strongly agree	88	14.67%
Somewhat agree	85	14.18%
Strongly disagree	309	51.51%
Somewhat disagree	47	7.9%
Unsure or No Opinion	70	11.74%
Total	600	100%

Q12: Healthcare Provider

Currently, women can request a female healthcare provider when undergoing intimate medical examinations or procedures. A doctor or nurse who was born male but identifies female should be allowed to perform these exams or procedures if a female patient has requested a female practitioner?



Strongly agree Somewhat agree Strongly disagree Somewhat disagree Unsure or no opinion

Value	Frequency	Percent
Strongly agree	99	16.58%
Somewhat agree	100	16.73%
Strongly disagree	270	45.01%
Somewhat disagree	42	6.93%
Unsure or no opinion	88	14.75%
Total	600	100%

Q13: Transgender Sports Participation

Should boys and men who say they identify as transgender be allowed to compete in girls' and women's athletics?



■ Yes ■ No

Value	Frequency	Percent
Yes	121	20.17%
No	479	79.83%
Total	600	100%

Q14: Transgender Sex Change

Should children who say they identify as transgender be allowed to undergo physical sex change surgeries or take potentially sterilizing hormones while they are under the age of 18?

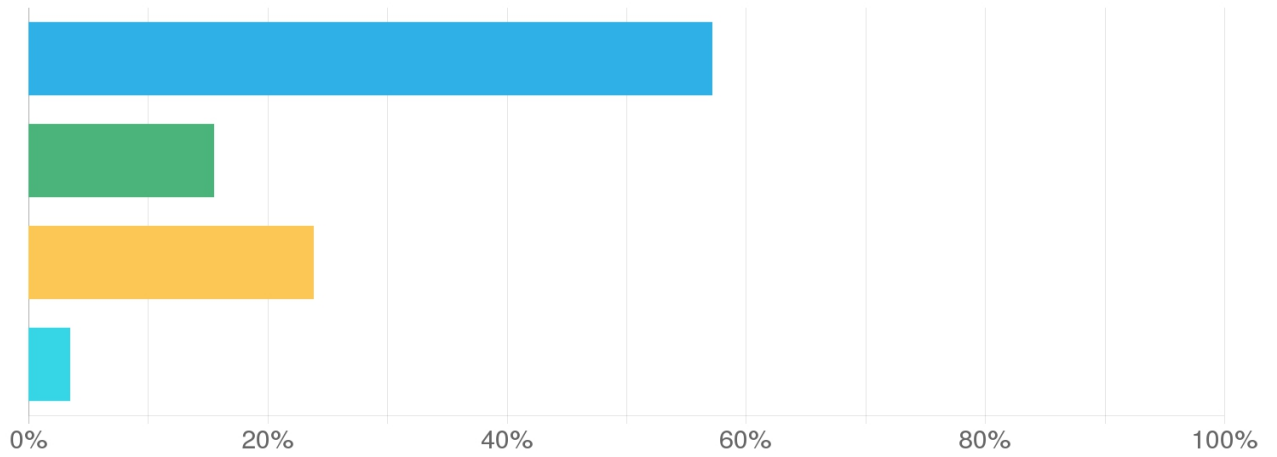


■ Yes ■ No

Value	Frequency	Percent
Yes	86	14.29%
No	514	85.71%
Total	600	100%

Q15: Political Party

Are you a registered Republican, Democrat or Independent?

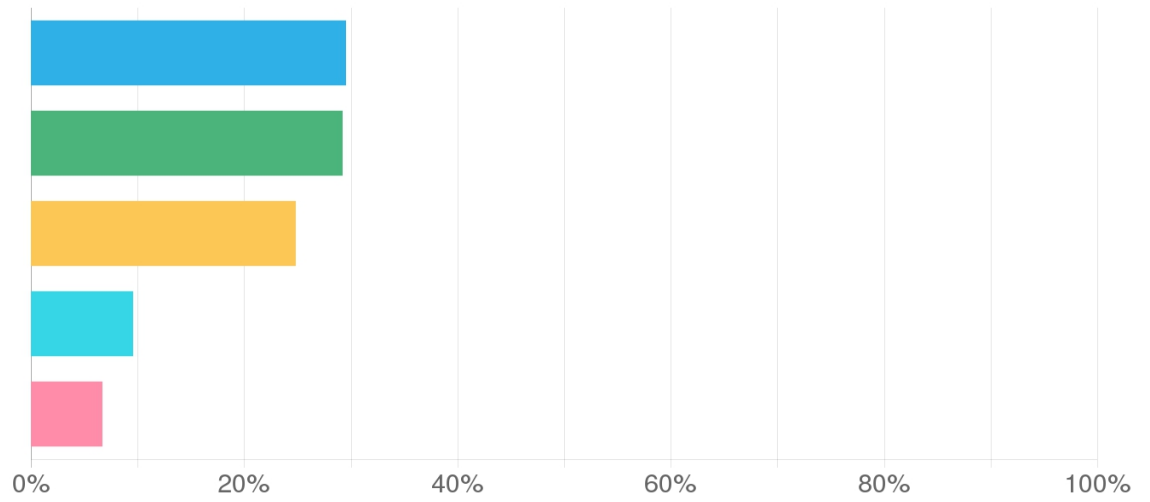


■ Republican ■ Democrat ■ Independent ■ Other party

Value	Frequency	Percent
Republican	343	57.17%
Democrat	93	15.5%
Independent	143	23.83%
Other party	21	3.5%
Total	600	100%

Q16: Ideology

What is your political ideology?



■ Very conservative ■ Somewhat conservative ■ Moderate ■ Somewhat liberal ■ Very liberal

Value	Frequency	Percent
Very conservative	177	29.57%
Somewhat conservative	176	29.27%
Moderate	149	24.84%
Somewhat liberal	58	9.62%
Very liberal	40	6.69%
Total	600	100%

Q17: Gender

What is your sex?

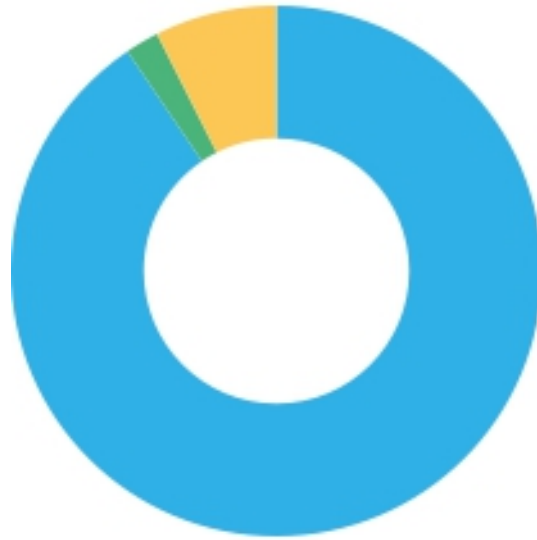


■ Male ■ Female

Value	Frequency	Percent
Male	288	47.95%
Female	312	52.05%
Total	600	100%

Q18: Ethnicity

What is your ethnicity? Are you...?

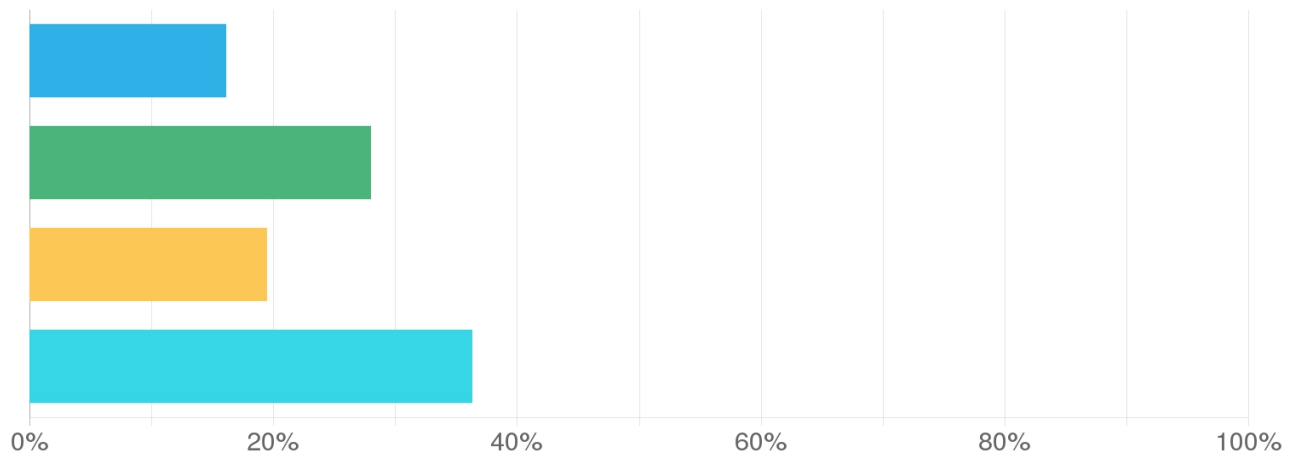


■ Caucasian ■ African American ■ Hispanic or another ethnicity

Value	Frequency	Percent
Caucasian	543	90.52%
African American	12	2.06%
Hispanic or another ethnicity	45	7.42%
Total	600	100%

Q19: Age

What is your age? Are you...?

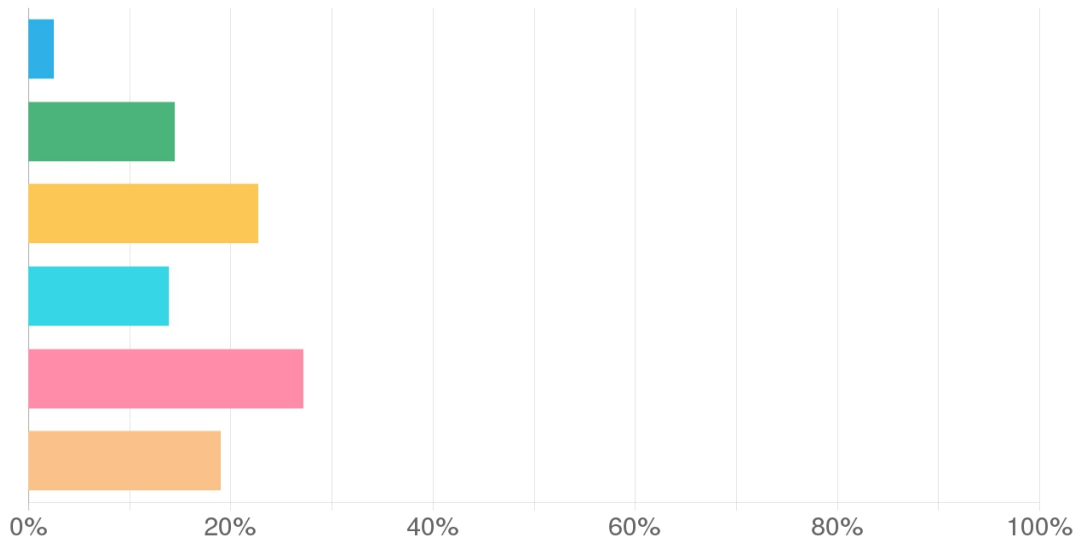


■ 18-34 ■ 35-54 ■ 55-64 ■ 65 or Over

Value	Frequency	Percent
18-34	97	16.17%
35-54	168	28%
55-64	117	19.5%
65 or Over	218	36.33%
Total	600	100%

Q20: Education

What is the highest level of school you have completed or the highest degree you have received?

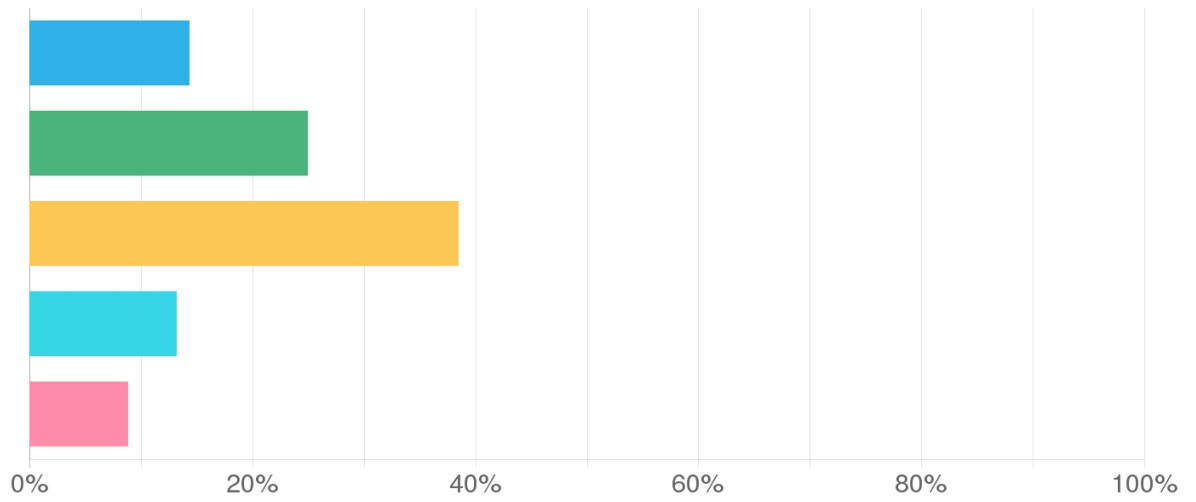


■ Less than high school deg...
 ■ High school degree or equ...
 ■ Some college but no degree...
 ■ Associate degree
■ Bachelor degree
 ■ Graduate degree

Value	Frequency	Percent
Less than high school degree	15	2.56%
High school degree or equivalent (e.g., GED)	87	14.49%
Some college but no degree	137	22.75%
Associate degree	84	13.93%
Bachelor degree	163	27.24%
Graduate degree	114	19.02%
Total	600	100%

Q21: Income

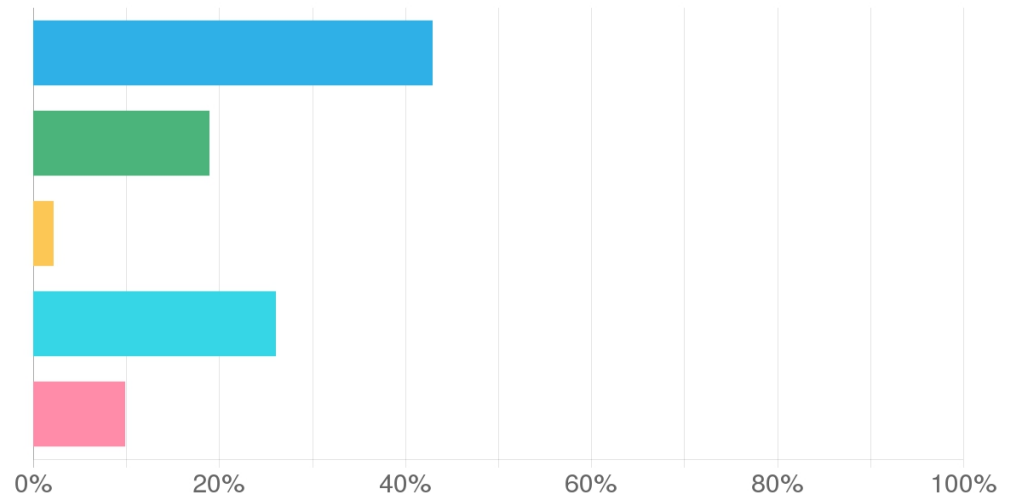
What is your approximate average household income?



■ \$0-\$24,999 ■ \$25,000-\$49,999 ■ \$50,000-\$99,999 ■ \$100,000-\$149,999 ■ \$150,000 and up

Value	Frequency	Percent
\$0-\$24,999	86	14.39%
\$25,000-\$49,999	150	24.97%
\$50,000-\$99,999	231	38.51%
\$100,000-\$149,999	79	13.24%
\$150,000 and up	53	8.9%
Total	600	100%

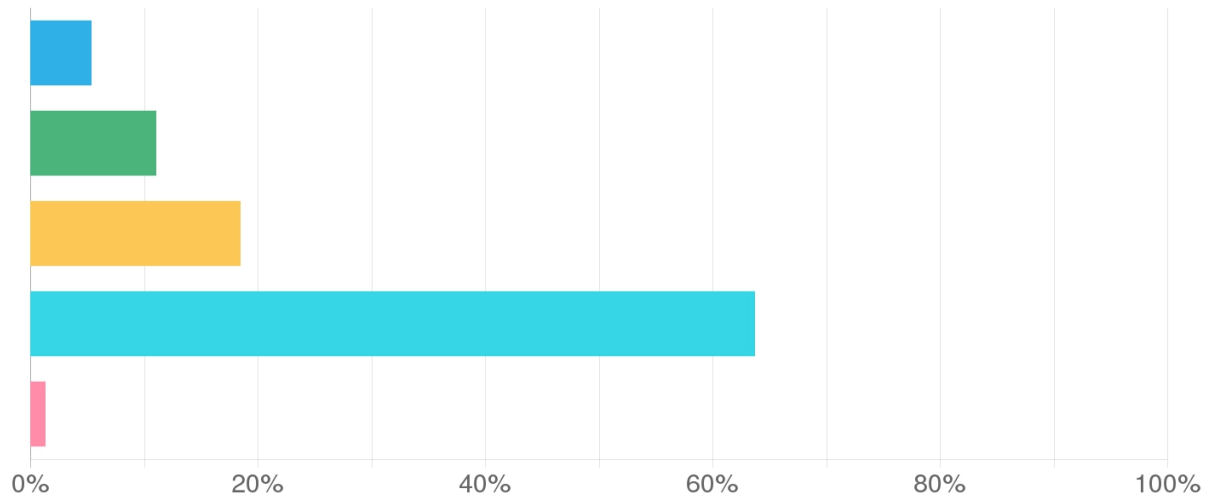
Q22: DMA
Residential DMA



■ BOISE
 ■ IDAHO FALS-POCATLLO(JCKSN...
 ■ SALT LAKE CITY
 ■ SPOKANE
 ■ TWIN FALLS

Value	Frequency	Percent
BOISE	258	42.92%
IDAHO FALS-POCATLLO(JCKSN)	114	18.94%
SALT LAKE CITY	13	2.17%
SPOKANE	157	26.1%
TWIN FALLS	59	9.87%
Total	600	100%

Q23: Vote History
Vote History



■ 1 of 4
 ■ 2 of 4
 ■ 3 of 4
 ■ 4 of 4
 ■ Newly Registered

Value	Frequency	Percent
1 of 4	32	5.38%
2 of 4	66	11.06%
3 of 4	111	18.5%
4 of 4	383	63.75%
Newly Registered	8	1.32%
Total	600	100%